

BQGGolf

Viewer

for Desktop/Laptop PCs

User Manual

Benedykt Kubica
February 2022

1 Table of Contents

1	Table of Contents	2
2	Copyrights and Disclaimer	3
2.1	Copyrights.....	3
2.2	Disclaimer	3
2.3	Open SSL.....	3
3	Introduction.....	4
4	Requirements	4
5	Main Screen.....	5
5.1	Toolbar	5
5.1.1	Settings	5
5.1.2	Refresh Scores	6
5.1.3	Print	6
5.1.4	E-Mail.....	6
5.1.5	Filter.....	6
5.1.6	Help	6
5.1.7	Log In	7
5.2	Competition Toolbar.....	7
5.3	Information Toolbar	7
5.4	Tables	7
5.4.1	Players	7
5.4.2	Teams	7
5.4.3	Match Play	8
5.4.3.1	Matches	8
5.4.3.1.1	Results	8
5.4.3.1.2	Details.....	8
5.4.3.2	Diagram	9
5.4.4	Stroke Play	9
5.4.4.1	Leaderboard	9
5.4.4.2	Starting Groups.....	10
5.4.5	League	10
5.4.5.1	Match Play	10
5.4.5.2	Match Play With Rounds.....	11
5.4.5.3	Stroke Play	11
5.5	About.....	12

2 Copyrights and Disclaimer

2.1 Copyrights

This program and all its files are protected by copyright, the design of any article recorded in the program is protected by design right and the information contained in the program is confidential.

The program may not be copied, any design may not be reproduced, and the information contained in the program may not be used or disclosed except with the prior written permission of and in a manner permitted by the proprietor Benedykt Kubica (BQSoft@bqsoft.eu).

2.2 Disclaimer

THIS SOFTWARE IS PROVIDED TO YOU "AS IS" WITHOUT WARRANTY OF ANY KIND, EITHER EXPRESSED OR IMPLIED INCLUDING BUT NOT LIMITED TO THE APPLIED WARRANTIES OF MERCHANTABILITY AND/OR FITNESS FOR A PARTICULAR PURPOSE.

YOU ASSUME THE ENTIRE RISK AS TO THE ACCURACY AND THE USE OF THE SOFTWARE AND ALL OTHER RISK ARISING OUT OF THE USE OR PERFORMANCE OF THIS SOFTWARE AND DOCUMENTATION.

THE AUTHOR SHALL NOT BE LIABLE FOR ANY DAMAGES WHATSOEVER ARISING OUT OF THE USE OF OR INABILITY TO USE THIS SOFTWARE, EVEN IF THE AUTHOR HAS BEEN ADVISED OF THE POSSIBILITY OF SUCH DAMAGE.

TO THE MAXIMUM EXTENT PERMITTED BY APPLICABLE LAW, IN NO EVENT SHALL THE AUTHOR BE LIABLE FOR ANY CONSEQUENTIAL, INCIDENTAL, DIRECT, INDIRECT, SPECIAL, PUNITIVE, OR OTHER DAMAGES WHATSOEVER, INCLUDING BUT NOT LIMITED TO DAMAGES OR LOSS OF BUSINESS PROFITS, BUSINESS INTERRUPTION, LOSS OF BUSINESS INFORMATION, OR OTHER PECUNIARY LOSS, EVEN IF THE AUTHOR HAS BEEN ADVISED OF THE POSSIBILITY OF SUCH DAMAGES.

2.3 Open SSL

Copyright (c) 1998-2016 The OpenSSL Project. All rights reserved.

This product includes software developed by the OpenSSL Project for use in the OpenSSL Toolkit. (<http://www.openssl.org/>).

THIS SOFTWARE IS PROVIDED BY THE OpenSSL PROJECT "AS IS" AND ANY EXPRESSED OR IMPLIED WARRANTIES, INCLUDING, BUT NOT LIMITED TO, THE IMPLIED WARRANTIES OF MERCHANTABILITY AND FITNESS FOR A PARTICULAR PURPOSE ARE DISCLAIMED. IN NO EVENT SHALL THE OpenSSL PROJECT OR ITS CONTRIBUTORS BE LIABLE FOR ANY DIRECT, INDIRECT, INCIDENTAL, SPECIAL, EXEMPLARY, OR CONSEQUENTIAL DAMAGES (INCLUDING, BUT NOT LIMITED TO, PROCUREMENT OF SUBSTITUTE GOODS OR SERVICES; LOSS OF USE, DATA, OR PROFITS; OR BUSINESS INTERRUPTION) HOWEVER CAUSED AND ON ANY THEORY OF LIABILITY, WHETHER IN CONTRACT, STRICT LIABILITY, OR TORT (INCLUDING NEGLIGENCE OR OTHERWISE) ARISING IN ANY WAY OUT OF THE USE OF THIS SOFTWARE, EVEN IF ADVISED OF THE POSSIBILITY OF SUCH DAMAGE.

This product includes cryptographic software written by Eric Young (eay@cryptsoft.com).

This product includes software written by Tim Hudson (tjh@cryptsoft.com).

3 Introduction

BQGolf is a system designed for organising golf competitions played in various formats and for collecting and presenting results of the competitions.

The system contains the following programs:

1. **BQGolf** – main program (desktop/laptop),
2. **BQGolf Viewer** – competition result viewer (desktop/laptop),
3. **BQGolf Players** – player database editor (desktop/laptop),
4. **BQGolf Golf Courses** – golf course database editor (desktop/laptop),
5. **BQGolf MViewer** – competition result viewer (mobile devices),
6. **BQGolf MScorecard** – electronic scorecard (mobile devices).

Each program has a separate manual. This document applies to **BQGolf Viewer** program.

4 Requirements

1. computer with Windows 10,
2. 20 MB free disk space,
3. Internet access,
4. Acrobat Reader installed,
5. printer.

Please note that Internet Service Provider's fees may apply when the Internet is used.

5 Main Screen

After launching the program, a set of buttons will appear in the competition toolbar. Each button will contain a name of a competition available in the cloud.

All data is downloaded from the cloud, therefore permanent Internet connection is required.

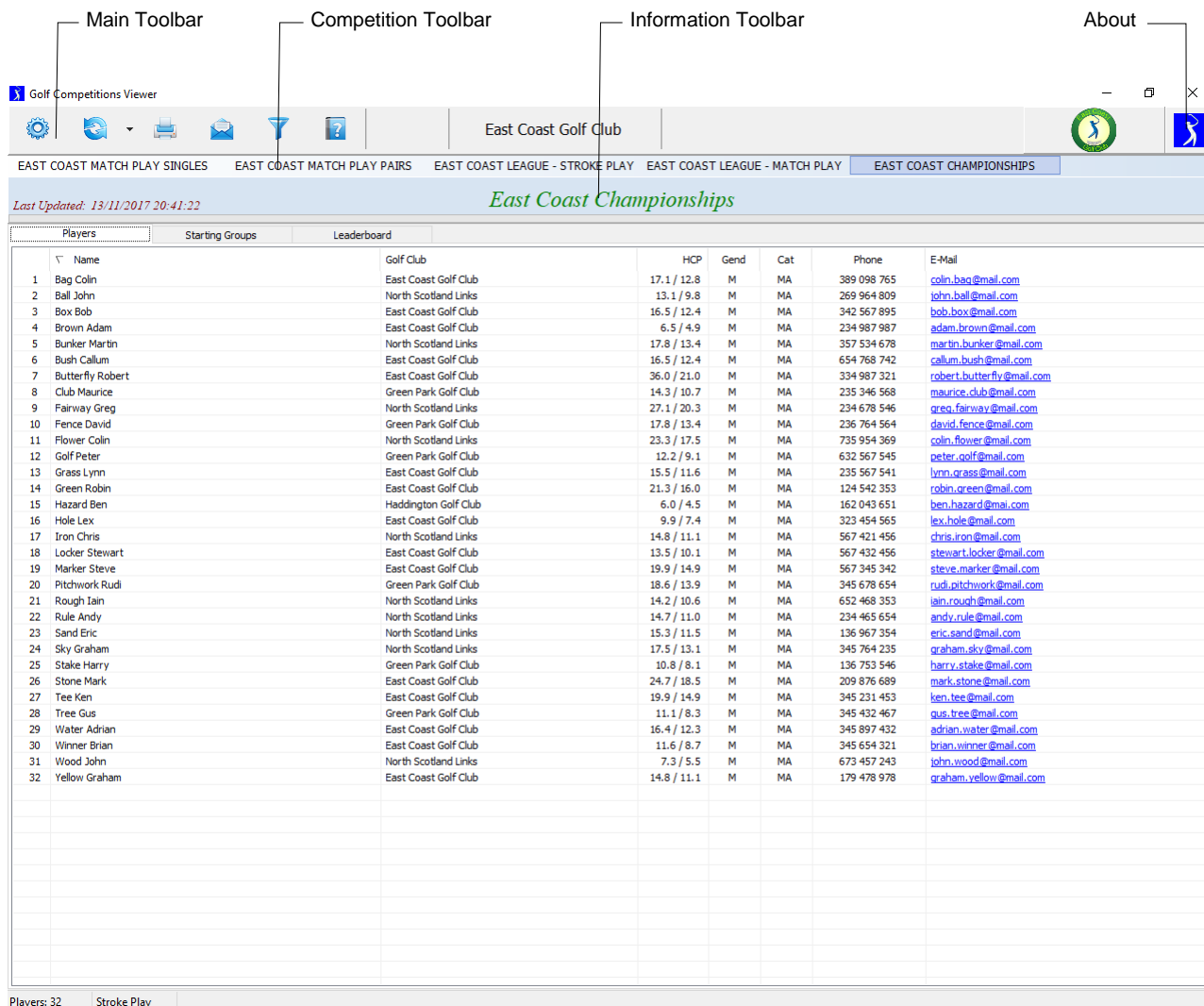


Figure 1: Main Screen

5.1 Toolbar

5.1.1 Settings

1. **Notifications** – if checked then after downloading competition data update the program will display notifications if some results of the competitions have changed. Notifications must be turned on in operating system settings as well.

Notifications appear as banners displayed by Windows in the bottom right corner of the screen and after a short while disappear. In order to display notifications in *Action Centre* you have to configure Windows as follows:

- choose *Windows* → *Settings*,
- in *Settings* choose *System*,
- in *System* from the menu on the left choose *Notifications & actions*,

- find *BQGolfViewer* in the *Get notifications from these apps* list. Turn notifications on and then click the program name,
 - in the options list:
 - turn on *Notifications*,
 - turn on *Show notification banners*,
 - turn on *Show notifications in Action Centre*.
2. *Styles* – select a style that matches your taste. The program will be repainted using the selected style.

5.1.2 Refresh Scores

Press this button to update competition data. Press the down arrow next to the button to change the frequency of automatic updates:

1. *Refresh Manually* – competition data will be refreshed only when you click **[Refresh]**.
2. *Refresh Every xx min* – competition data will be automatically updated every xx minutes.

If new competition data differs from previous data and the *Notifications* option is turned on (see *Settings* on page 5) then the appropriate notifications will be displayed in the bottom right corner of the screen.

5.1.3 Print

All available tables and diagrams can be printed.

Click **[Print]** in order to print the currently displayed table or diagram. The table will be printed with the selected filters applied (see *Filter* on page 6).

5.1.4 E-Mail

Press the button in order to send an e-mail to a group of recipients, i.e. all or selected players.

In the *Players* list select players you want to send the e-mail to and then click **[E-Mail]**.

To select several records:

- press and hold down **[Shift]** and then click some other records. All records from the previously selected one will be selected,
- press and hold down **[Ctrl]** and then click all records you want to select. The records do not have to be sequential,
- press **[Ctrl]+[A]** to select all records.

If you want to send an e-mail to only one person then on the *Players* tab click his/her e-mail address.

5.1.5 Filter

Use filters in order to display players that meet certain criteria:

- *Gender*,
- *Category* – list of all categories shown in the *Cat* column of the *Player List*,
- *Members/Guests* – select a golf club name from the drop-down list and then select:
 - *Members* to display only members of the selected club,
 - *Guests* to display only guests of the selected club (i.e. all players but members of the selected club),
 - *Members and Guests* to display all players regardless the club selection,
- *All Options* – set/clear all options.

You can use any combination of the filter options. E.g. if you select *Men*, category *S*, *Members* and a golf club XXXX then only male members of the golf club XXXX that fall into category *S* will be displayed.

5.1.6 Help

Displays user manual.

Note: Acrobat Reader is required to display the manual.

5.1.7 Log In

Enter username and password in the appropriate fields. Log in information should be provided by the system administrator or the competition Committee.

5.2 Competition Toolbar

The number of buttons in the toolbar depends on the number of competitions available in the system (cloud). Each competition's name will appear in a relevant button's caption. Click the button in order to display its competition data.

5.3 Information Toolbar

Last update time is shown on the left hand side. This is a date and time when competition data was last updated in the cloud.

Competition name is shown in the middle. A progress bar will appear at the bottom when the program starts some lengthy operation, i.e. downloading competition files.

5.4 Tables

The number of tables and information presented in the tables depend on competition type.

5.4.1 Players

Shows a list of players.

For each player the following information is displayed:

- *Surname and Name*
- *Golf Club,*
- *HCP* – handicap is shown in the form *exact handicap/competition handicap*. Exact handicap is the player's handicap registered in his golf union. Competition handicap is a player's exact handicap with all competition handicap restrictions applied. For instance if a player has an exact handicap of 29.7, the competition regulations limit the handicap to 26 and the play is with $\frac{3}{4}$ of the handicap, the player will be playing with handicap of 19.5 and $29.7 / 19.5$ will be shown in the list.
- *Gender,*
- *Category,*
- *Phone Number,*
- *E-mail Address.*

The players are sorted in alphabetical order. To change sorting order, click the appropriate column's header. A little arrow will appear in the header indicating the direction of sorting, i.e. ascending or descending.

Click an e-mail address to send an e-mail to the selected player (see [E-Mail](#) on page 6).

This table applies to all competitions.

5.4.2 Teams

Shows a list of teams.

For each team the following information is displayed:

- *List of team members,*
- *Average team handicap* – handicap is shown in the form *exact handicap/competition handicap*. Competition handicaps of all players are calculated separately and then the average of these handicaps is calculated as the team's competition handicap. See above for more information on player competition handicap calculation.

The teams are sorted in alphabetical order by the first name in team. Team players are sorted by their exact handicap, i.e. a player with the lowest handicap comes first.

To change sorting order of the teams, click the appropriate column's header. A little arrow will appear in the header indicating the direction of sorting, i.e. ascending or descending.

This table applies to all team competitions.

5.4.3 Match Play

5.4.3.1 Matches

5.4.3.1.1 Results

Two types of tables can be displayed here: for cup and league competitions.

The name of the winner is displayed in green whereas the name of the loser in red.

Results of the matches are presented according to the Rules of Golf and additionally the following descriptions may appear:

- *PO* – play-off,
- *CO* – conceded,
- *DQ* – disqualification; if the names of both players (teams) are shown in red means that both sides have been disqualified and none of them qualifies to the next round.

If a match is played using the electronic scorecard (see **BQGolf MScorecard** manual) then the match result will be changing as the match progresses. The current result will be shown in the form *HolesUp / HolesToPlay*, e.g. 2 / 13 will indicate that the side shown in green leads by two holes while there are 13 holes to play.

If a match is in progress, then the result will be painted on green background. Once the match ends the result will be shown on white background and in the standard form.

The table contains a list of all matches already played and matches to play.

In cup competitions each round has a separate tab at the bottom of the table.

Matches are grouped according to consecutive rounds, e.g. a winner of the match at position 1 will meet in the next round a winner from position 2, etc.

If there is only one name in the particular match and it is displayed:

- in green – the competitor gets a bye,
- in black – the opponent is not yet known.

In cup competitions sorting order cannot be changed in this table.

In league competitions the list is sorted according to the draw however the sorting order can be changed by clicking a header of the appropriate column.

For each already played match a golf course where the match was played, a date and the result are shown.

5.4.3.1.2 Details

Shows a list of all matches and their current state. Current match result will be displayed in colour assigned to the leading side or in white if the match result is even.

If a match is played using the electronic scorecard (see **BQGolf MScorecard** manual) then the match result will be changing as the match progresses. The current result will be shown in the form *HolesUp / HolesToPlay*, e.g. 2 / 13 will indicate that the side leads by two holes while there are 13 holes to play.

Additionally each hole will be painted in a colour of the winning side.

If a hole is halved it will be painted in gray. Not yet played holes will be painted in white.

If the match result has been entered manually (using **BQGolf** main program) and the hole scores are not available then the holes will be painted with dotted line.

In the toolbar you can select rounds to display and hide or show finished and not-started matches.

If a result of a match changes and *Notifications* are turned on (see *Settings* on page 5) then a notification will be displayed in the bottom right corner of the screen. To temporarily suppress notifications uncheck the *Notifications* check box (what may be useful when many matches are played at the same time). Unchecking the checkbox will not change the *Settings*.

In order to watch match results live:

- **BQGolf** (main program) must be running on the administrator's console and the competition must be started,
- matches must be played with electronic scorecards (see *BQGolf MScorecard*).

5.4.3.2 Qualification Groups

Shows a list of all qualification groups in the selected round. To select a round click the appropriate tab in the bottom of the window.

Each group contains a list of players in the group.

For each player the following information is displayed:

- Position
- Player name
- M – number of matches played
- W – number of matches won
- L – number of matches lost
- E – number of even matches
- Pts – total number of points received
- SPts – total number of small points received. Small point calculation is based on a number of holes won/lost in each mach. For instance, if the result of the match is 4&2 then the winner receives +4 and the looser -4 small points.

Players qualified to the next round are painted in green.

5.4.3.3 Diagram

Diagram is a graphical presentation of the current competition state and is available in cup competitions only.

Each column with name boxes represents a round of the competition. A description of the round is shown above the first name box in each round. The exact meaning of the description should be described in competition's rules and regulations. Usually this is a date by which the round is to be completed.







5.4.4 Stroke Play

5.4.4.1 Leaderboard

Shows a list of all scores in all rounds and all handicap groups.

Columns:

- Position – may contain additional symbols:
 - * – only for the first place when a player won the competition after play-off
 - T – 'tie' when two or more players won the same place
- *Player* – surname and name
- *H* – exact handicap
- *PH* – playing handicap
- *GR* – gross score; if one or more holes have been scratched then '-' will appear instead of the score

- *NE* – nett score; if one or more holes have been scratched then ‘-’ will appear instead of the score
- *GS* – gross Stableford score
- *NS* – nett Stableford score
- *SD* – score differential
- 1..18 – scores on each hole:
 -  Eagle (-2) or less
 -  Birdie (-1)
 -  Par (0)
 -  Bogey (+1)
 -  Double Bogey (+2) or more
 -  the hole has been scratched.

The column that has been used to classify the players is indicated in green.

If the competition is played over more than one round, then an additional tab will appear – *TOTAL*.

Playing handicap is not shown on the *Total* tab. If one or more holes in any round have been scratched, then ‘-’ will appear in columns *GR* (Gross Score) and *NE* (Nett Score).

An average score for each hole will be shown in hole columns.

5.4.4.2 Starting Groups

Shows a list of all starting groups.

For each group a group number, tee time, starting tee number and a list of players in the group is shown.

5.4.5 League

5.4.5.1 Match Play

In league match play competitions the players play regular match plays and receive number of points that depends on the match result. Typically the winner receives 1 point and the loser 0 points. In case of a tie both players receive 0.5 points.

Two lists are displayed on the *League* page.

The left hand side list is the league table which shows all the players and league info:

- *M* – number of matches played
- *W* – number of matches won
- *L* – number of matches lost
- *E* – number of even matches
- *Pts* – total number of points won
- *SPts* – total number of small points won. Small point calculation is based on a number of holes won/lost in each mach. For instance, if the result of the match is 4&2 then the winner receives +4 and the loser -4 small points.

The winner of the league is a player who collects the biggest number of points (*Pts*). If two or more players have the same number of points, then the winner is a player who has the biggest number of:

1. matches won, then
2. matches played, then
3. small points.

The right hand side list shows a list of matches played by the player selected in the left hand side list.

The name of the selected player will be shown above the list. The list contains:

- *Match Date*
- *Opponent's Name* – the colour of the name indicates:
 - *red* – the selected player has won
 - *green* – the opponent has won
 - *blue* – A/S
- *Golf Course*
- *Result* – match result or
 - *CO n* – match has been conceded on the nth hole
 - *PO n* – match has been decided after nth play-off hole
 - *DSQ* – disqualification.

5.4.5.2 Match Play With Rounds

If a league competition is played over predefined rounds, then a *Schedule* can be created.

The *Schedule* will show a list of all rounds and all players split into rounds (i.e. all possible pairings). The rounds are created in such a way that one player can play only one match during a round.

Double rows are painted in alternative colours indicating starting groups of four players.

5.4.5.3 Stroke Play

In league stroke play competitions the players play regular stroke play rounds. Scores from all rounds are summed up and presented in the appropriate columns.

The order of players depends on the scoring type, i.e. *Gross*, *Nett*, *Stableford*, etc.

Additionally each round can have a certain number of points assigned to it. The player will receive points relative to the place he/she won. The winner of the league is a player who collected the largest number of points.

Two lists are displayed on the *League* page.

The left hand side list is the league table that shows all the players and league info:

- *R* – number of rounds played
- *G* – total gross score
- *N* – total nett score
- *GS* – total gross Stableford score
- *NS* – total nett Stableford score
- *Pts* – total number of points received.

The winner of the league is a player who has the best score (lowest gross/nett or highest Stableford) or collects the biggest number of points.

The right hand side list shows a list of all rounds played by the player selected in the left hand side list.

The name of the selected player will be shown above the list. The list contains:

- *Round Date*
- *Round Description*
- *Golf Course*
- *G* – round gross score
- *N* – round nett score
- *GS* – round gross Stableford score
- *NS* – round nett Stableford score
- *Pts* – number of points won in the particular round.

5.5 About

Displays information about the program, version number, copyrights, and disclaimer.

